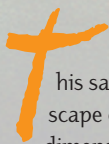


BE THE SOLUTION.

**WATER  
SMART**

258-SAVE • [snwa.com](http://snwa.com)

*Low-Maintenance*  
A WATER-SMART SAMPLE DESIGN *Front Yard*



This sample design is based on a typical 1,500 sq. ft. landscape conversion, but can be easily adapted to the unique dimensions of your yard. The design as presented—while low maintenance—incorporates a large quantity and variety of plants to create a very dense landscape. You may choose to use fewer trees and plants depending on the size of your property and the requirements of your budget.

The canopy coverage for the Low-Maintenance design is estimated at 63 percent at maturity. However, only a 50 percent canopy coverage is required to qualify for the Water Smart Landscapes rebate program. To apply, submit an application and participate in a site review before making any landscape changes or removing turf. Also, consult with your Homeowner's Association, if applicable, and check to ensure your design complies with local drought codes. For more information, log on to [snwa.com](http://snwa.com) or call 258-SAVE.

This design incorporates hardy, water-smart plants that are mainstays for the busy lifestyle. Other landscape tips using the plants in this design:

- Allow room for trees in this landscape to attain their mature size. Properly placed, trees can shade your home, reducing cooling demands in the warmer months.
- Large quantities of Texas Rangers are used in this design to create dense borders and colorful areas. You may want to use fewer plants or smaller varieties depending on your lot dimensions and budget.
- Dalea is excellent for covering sloped areas in your landscape. Choose Sierra Gold, Silver or Black varieties for a colorful groundcover.
- Many plant varieties in this landscape design also can be planted in pots or colorful containers that can be rearranged to create a dynamic and changing landscape. Consider running a drip line up through the bottom of the pot, so that container plants can be watered using your existing drip irrigation system.
- New plants often need more water and care in the beginning but once established, trees and shrubs respond better to fewer but deeper drip waterings.




# Legend

## TREES

**MULGA TREE**  
(*Acacia aneura*)



**DESERT WILLOW**  
(*Chilopsis linearis*)




## SHRUBS

**AUTUMN SAGE**  
(*Salvia greggii*)



**DAMIANITA**  
(*Chrysactinia mexicana*)



**TEXAS RANGER**  
(*Leucophyllum candidum*)



**SILVER DALEA**  
(*Dalea bicolor*)



## ACCENT PLANTS

**DESERT SPOON**  
(*Dasylirion wheeleri*)




**RED YUCCA**  
(*Hesperaloe parviflora*)



## GROUNDCOVERS

**DALEA**  
(*Dalea capitata*)



Check the legend for information on each plant. Look for the symbol either to the right or below the photo.

HOUSE

SIDEWALK

DRIVEWAY

S  
T  
R  
E  
E  
T

S  
I  
D  
E  
W  
A  
L  
K

